



iconium
INSPIRED BY LIGHT

PRODUCT
GUIDE
2025

Crafted by Nature Designed by Iconium

We specialise in designing and manufacturing premium outdoor wooden lighting bollards. Proudly made in the UK using responsibly sourced timber, our products celebrate the beauty and value of natural materials—bringing warmth, character, and sustainability to every space



iconium
INSPIRED BY LIGHT

www.iconium.uk.com
0117 325 5055

Let's light your path...

STRATTON ECO



Enhance your outdoor spaces with the Stratton Eco—our compact yet stylish solid wooden lighting bollard. Fitted with an energy-efficient LED lamp, it's perfect for decking areas, driveways, pathways, coastal areas and more.

As a slightly smaller sibling to our Stratton Single, this bollard still delivers a bold visual impact and long-lasting performance. Built from recyclable and biodegradable components, it reflects our commitment to sustainable design—because great style shouldn't leave a lasting footprint.

To help you enjoy its natural beauty from the start, we apply a coat of a natural oils before it leaves our workshop. This highlights the rich grain and vibrant tones of the wood, preserving its charm over time.

Crafted from sustainably sourced “green” timber, each piece is unique. Natural cracking, twisting, and warping will occur as the wood ages—adding character and ensuring no two are ever the same.

Installation is quick and simple: just dig a hole, secure the bollard with your preferred concrete mix, and connect the power using a waterproof electrical connector (not included). That's it!

The electrical connection on all our products needs to be carried out by a qualified electrician.

Features & Benefits

- Oak & Larch timber options
- Easy to install
- Low maintenance
- Low energy
- Sustainably sourced timbers
- Replaceable 240v 1.3w Light source with flying lead
- Warm white 3000k, LED driver included

Optional Extras

- WIFI remote control
- Ground mounting plate (requires specifying at time of order) 900mm high post

Product Code	Name	Dimensions (mm)	Light Source
WL010-L	Stratton Eco Larch	1150x94x94	1x 1.3w 240v LED
WL010-O	Stratton Eco Oak	1150x94x94	1x 1.3w 240v LED

STRATTON SINGLE



Add a touch of natural elegance to your space with the Stratton Single—our beautifully crafted solid wooden lighting bollard. Fitted with a low-voltage, energy-efficient LED lamp unit, it’s perfect for a variety of settings including car parks, driveways, pathways, commercial spaces, and even coastal areas.

With its bold proportions, this lighting bollard is designed to stand out and provide dependable performance for years. Made from components that are either recyclable or naturally biodegradable, it reflects our commitment to sustainable, responsible design—because great style shouldn’t leave a lasting footprint.

To help you enjoy its natural beauty from the start, we apply a coat of a natural oils before it leaves our workshop. This highlights the rich grain and vibrant tones of the wood, preserving its charm over time.

Each unit is milled from sustainably sourced “green” timber, which means it will naturally crack, twist, and warp over time. This is a normal part of the aging process and adds unique character—no two are ever the same.

Installation is quick and simple: just dig a hole, secure the bollard with your preferred concrete mix, and connect the power using a waterproof electrical connector (not included). That’s it! The electrical connection needs to be carried out by a qualified electrician.

Features & Benefits

- Oak & Larch timber options
- Easy to install
- Low maintenance
- Low energy
- Sustainably sourced timbers
- Replaceable 240v 1.3w Light source with flying lead
- Warm white 3000k, LED driver included

Optional Extras

- Dusk to dawn sensor
- PIR sensors
- WIFI remote control
- Ground mounting plate (requires specifying at time of order) 900mm high post

Product Code	Name	Dimensions (mm)	Light Source
WL002-L	Stratton Single Larch	1150x140x140	1x 1.3w 240v LED
WL002-O	Stratton Single Oak	1150x140x140	1x 1.3w 240v LED

STRATTON DOUBLE



Elevate your space with our elegant range of solid wooden lighting bollards. Each unit is equipped with energy-efficient, low-voltage LED lamps, making them ideal for a variety of settings—car parks, driveways, pathways, commercial zones, and even coastal environments.

With its bold, generous proportions, the Stratton Double makes a striking impression wherever it’s placed, delivering years of dependable performance. Crafted from materials that are either recyclable or naturally biodegradable, this product reflects our belief that great design shouldn’t leave a lasting environmental footprint.

To help you enjoy its natural beauty from the start, we apply a coat of a natural oils before it leaves our workshop. This highlights the rich grain and vibrant tones of the wood, preserving its charm over time.

Milled from sustainably sourced “green” timber, each bollard is unique. Over time, natural cracking, twisting, and warping may occur—adding character and ensuring no two pieces are ever the same.

Installation is quick and simple: just dig a hole, secure the bollard with your preferred concrete mix, and connect the power using a waterproof electrical connector (not included). That’s it!

The electrical connection needs to be carried out by a qualified electrician.

Features & Benefits

- Oak & Larch timber options
- Easy to install
- Low maintenance
- Low energy
- Sustainably sourced timbers
- Replaceable 240v 1.3w Light source with flying lead
- Warm white 3000k, LED driver included

Optional Extras

- WIFI remote control
- Ground mounting plate (Specify at time of ordering) 900mm high post
- PIR Motion sensors
- Dust to dawn sensors

Product Code	Name	Dimensions (mm)	Light Source
WL001-L	Stratton Double Larch	1150x250x140	2x 1.3w 240v LED
WL001-O	Stratton Double Oak	1150x250x140	2x 1.3w 240v LED

STRATTON SOLAR



Illuminate your space with the Stratton Solar—our beautifully designed solid wooden lighting bollard, combining natural style with smart solar technology. Equipped with energy-efficient, low-voltage LED lamp units, it's perfect for car parks, driveways, pathways, historic environments and coastal areas.

This model features a large integrated solar panel and a high-capacity battery, delivering exceptional performance. An intelligent controller automatically activates the light at dusk and switches it off after a pre-set duration—no manual operation required.

Crafted from recyclable and biodegradable materials, the Stratton Solar reflects our commitment to sustainable design. We believe great style shouldn't leave a lasting environmental impact.

The solar panel is recessed within the footprint of the post to protect it from accidental damage, while the internal controls maintain the clean, minimalist lines of the design.

To ensure optimal performance, we recommend installing the bollard with the rear-facing solar panel oriented south and positioned where it will receive several hours of direct sunlight each day.

Each unit is milled from sustainably sourced “green” timber, which will naturally crack, twist, and warp over time—adding unique character to every piece. No two are ever the same.

Features & Benefits

- Twin high efficiency solar panels, high capacity battery & intelligent controller
- Durable materials and construction
- Safe low voltage power supply
- Twin high efficiency LED lamps
- Factory programmable operation e.g. dusk + x hours run etc (default dusk + 4 hours)
- Simple to install
- Low maintenance
- Available in Oak and Larch

Optional Extras

- Dusk to dawn sensor
- PIR sensors
- WIFI remote control

Product Code	Name	Dimensions (mm)	Light Source
WL006-L	Stratton Solar Larch	1150x290x140	2x 0.45w 12v LED
WL006-O	Stratton Solar Oak	1150x290x140	2x 0.45w 12v LED

INDIRECT SINGLE



Make a bold statement with the Indirect Single—our premium solid wooden lighting bollard, designed to impress. Featuring an energy-efficient LED lamp unit, it’s ideal for a wide range of settings including car parks, driveways, pathways, commercial spaces, and even coastal environments.

With its substantial proportions, this lighting bollard commands attention and delivers reliable performance for years to come. Crafted from materials that are either recyclable or naturally biodegradable, it reflects our belief that great design shouldn’t leave a lasting environmental impact.

To help you enjoy its natural beauty from the start, we apply a coat of a natural oils before it leaves our workshop. This highlights the rich grain and vibrant tones of the wood, preserving its charm over time.

Each bollard is milled from sustainably sourced “green” timber, meaning it will naturally crack, twist, and warp over time—adding unique character to every piece. No two are ever the same.

Designed to elevate your presence in the planet’s most pristine places—our solution thrives in nature reserves and dark sky zones, where performance meets purpose

Features & Benefits

- Oak & Larch timber options
- Easy to install
- Low maintenance
- Sustainably sourced timbers
- PIR and customisation options available
- Replaceable 240v 2w Light Source with flying lead
- Warm white 3000k LED, integral driver

Optional Extras

- Dusk to dawn sensor
- PIR sensors
- WIFI remote control
- Coloured light filters for ecology sensitive areas

Product Code	Name	Dimensions (mm)	Light Source
WL005-L	Indirect Single Larch	1150x140x140	2w 240v LED
WL005-O	Indirect Single Oak	1150x140x140	2w 240v LED

INDIRECT DOUBLE



Make a bold statement with the Indirect Double—our premium solid wooden lighting bollard, designed to impress. Featuring an energy-efficient LED lamp unit, it's ideal for a wide range of settings including car parks, driveways, pathways, commercial spaces, and even coastal environments.

With its substantial proportions, this lighting bollard commands attention and delivers reliable performance for years to come. Crafted from materials that are either recyclable or naturally biodegradable, it reflects our belief that great design shouldn't leave a lasting environmental impact.

To help you enjoy its natural beauty from the start, we apply a coat of a natural oils before it leaves our workshop. This highlights the rich grain and vibrant tones of the wood, preserving its charm over time.

Each bollard is milled from sustainably sourced “green” timber, meaning it will naturally crack, twist, and warp over time—adding unique character to every piece. No two are ever the same.

Designed to elevate your presence in the planet's most pristine places—our solution thrives in nature reserves and dark sky zones, where performance meets purpose

This product is DarkSky approved for responsible outdoor lighting.

Certificate Number: 1053124

Features & Benefits

- Oak & Larch timber options
- Easy to install
- Low maintenance
- Sustainably sourced timbers
- PIR and customisation options available
- Replaceable 240v 2w Light Source with flying lead
- Warm white 3000k LED, integral driver

Optional Extras

- Dusk to dawn sensor
- PIR sensors
- WIFI remote control
- Coloured light filters for ecology sensitive areas

Product Code	Name	Dimensions (mm)	Light Source
WL005-L	Indirect Double Larch	1150x250x140	2w 240v LED
WL005-O	Indirect Double Oak	1150x250x140	2w 240v LED

SWAY FLOW



Discover our elegant collection of solid wooden lighting bollards, designed to elevate any space. Each unit is fitted with a low-voltage, energy-efficient LED lamp, making it ideal for a wide range of applications—from car parks and driveways to pathways, commercial areas, and even coastal settings.

This model features a distinctive domed top and a continuous band of ultra-bright LED strip lighting that follows the contour of the bollard, creating a truly unique and eye-catching design.

With its bold proportions, this lighting bollard is built to stand out and deliver reliable performance for years. Crafted from recyclable and biodegradable materials, it reflects our belief that beautiful design shouldn't leave a lasting environmental impact.

To help you enjoy its natural beauty from the start, we apply a coat of a natural oils before it leaves our workshop. This highlights the rich grain and vibrant tones of the wood, preserving its charm over time.

Each bollard is milled from sustainably sourced “green” timber, which will naturally crack, twist, and warp over time. This is a normal part of the aging process and adds unique character—no two are ever the same.

Features & Benefits

- Durable Materials & construction
- Available in Oak & Larch – other timbers on request
- 240v LED driver installed as standard
- High efficiency LED strip
- Easy to install
- Low maintenance
- Sustainably sourced timbers

Optional Extras

- Dusk to dawn sensor
- PIR sensors
- WIFI remote control

Product Code	Name	Dimensions (mm)	Light Source
WL007-L	Sway Flow Larch	1150x140x140	36w 240v LED
WL007-O	Sway Flow Oak	1150x140x140	36w 240v LED

SHOREHAM



Illuminate your space with the Shoreham bollard—our beautifully designed, lighthouse inspired solid wooden lighting bollard, combining natural style. Equipped with energy-efficient, low-voltage LED lamp units, it's perfect for car parks, driveways, pathways, historic environments and coastal areas.

This model features a distinctive 360 light output lamp, creating a truly unique and eye-catching design.

With its bold proportions, this lighting bollard is built to stand out and deliver reliable performance for years. Crafted from recyclable and biodegradable materials, it reflects our belief that beautiful design shouldn't leave a lasting environmental impact.

To help you enjoy its natural beauty from the start, we apply a coat of a natural oils before it leaves our workshop. This highlights the rich grain and vibrant tones of the wood, preserving its charm over time.

Each bollard is milled from sustainably sourced "green" timber, which will naturally crack, twist, and warp over time. This is a normal part of the aging process and adds unique character—no two are ever the same.

Features & Benefits

- Durable Materials & construction
- Available in Oak & Larch – other timbers on request
- 240v LED driver installed as standard
- High efficiency LED lamp
- Easy to install
- Low maintenance
- Sustainably sourced timbers
- Available in Oak and Larch

Optional Extras

- Dusk to dawn sensor
- PIR sensors
- WIFI remote control

Product Code	Name	Dimensions (mm)	Light Source
WL006-L	Shoreham Larch	1150x126x126	10w 240V LED
WL006-O	Shoreham Oak	1150x126x126	10w 240V LED

EV CHARGING



Introducing Iconium's Latest Innovation: The EV Charging Bollard

EV charging, made beautifully accessible.

By merging cutting-edge eco technology with timeless wooden bollards, we've created a solution that reduces both visual and environmental impact—especially in sensitive landscapes where harmony matters most.

Rather than dominating the space, our design is intended to blend seamlessly into its surroundings, offering a respectful presence that complements nature.

With its generous proportions, the Stratton Double commands attention without overwhelming. Built to last, it delivers reliable performance year after year. Every component is crafted from recyclable or naturally biodegradable materials, reflecting our commitment to sustainable design that doesn't leave a lasting footprint.

To help you enjoy its natural beauty from the start, we apply a coat of a natural oils before it leaves our workshop. This highlights the rich grain and vibrant tones of the wood, preserving its charm over time.

Each bollard is milled from responsibly harvested “green” timber. As it ages, expect natural cracking, twisting, and warping—subtle changes that add character and ensure no two pieces are ever alike.

Simply dig a hole, secure the bollard using your preferred concrete mix, and connect the power via a waterproof electrical connector (not included).

Please note: all electrical work must be completed by a qualified electrician.

Features & Benefits

- Durable Materials & construction
- 7.5kw & 22kw options
- Illuminated & non illuminated bollards
- Available in Oak & Larch – other timbers on request
- Easy to install
- Low maintenance
- Sustainably sourced timbers
- Available in Oak and Larch

CARAVAN HOOKUPS



Introducing another of Iconium's Latest Innovations: The Caravan Hookup Point

Caravan Hookup points, beautifully simple and elegant

By fitting caravan hookup points with our timeless wooden bollards, we've created a solution that reduces both visual and environmental impact—especially in sensitive landscapes where harmony matters most.

Comes as standard with a mains incoming breaker, a 16a breaker for the outlet and an additional breaker for the light along with a dusk to dawn sensor. Pre-wired and tested ready for rapid and simple installation. Additional options include electric meters & down rated fusing

Rather than dominating the space, our design is intended to blend seamlessly into its surroundings, offering a respectful presence that complements nature.

Built to last, it delivers reliable performance year after year. Every component is crafted from recyclable or naturally biodegradable materials, reflecting our commitment to sustainable design that doesn't leave a lasting footprint.

To help you enjoy its natural beauty from the start, we apply a coat of a natural oils before it leaves our workshop. This highlights the rich grain and vibrant tones of the wood, preserving its charm over time.

Each bollard is milled from responsibly harvested "green" timber. As it ages, expect natural cracking, twisting, and warping—subtle changes that add character and ensure no two pieces are ever alike.

Simply dig a hole, secure the bollard using your preferred concrete mix, and connect the power via a waterproof electrical connector (not included).

Please note: all electrical work must be completed by a qualified electrician.

Features & Benefits

- Oak & Larch timber options
- Easy to install
- Low maintenance
- Low energy
- Sustainably sourced timbers
- Replaceable 240v 1.3w Light source with flying lead
- Warm white 3000k, LED driver included
- Dusk to dawn sensor installed

Optional Extras

- Energy Meter
- De-rated outlet breaker
- Selectable outlet installation side
- Twin outlet version
- Engraving/name plate options

SEATON



Protect your spaces with our range of Seaton bollards.

To help you enjoy its natural beauty from the start, we apply a coat of a natural oils before it leaves our workshop. This highlights the rich grain and vibrant tones of the wood, preserving its charm over time.

Each bollard is milled from sustainably sourced “green” timber, which will naturally crack, twist, and warp over time. This is a normal part of the aging process and adds unique character—no two are ever the same.

Features & Benefits

- Durable Materials & construction
- Available in Oak & Larch – other timbers on request
- Easy to install
- Low maintenance
- Sustainably sourced timbers
- Available in Oak and Larch

Product Code	Name	Dimensions (mm)	Light Source
WL006-L	Seaton Larch 94	1150x94x94	N/A
WL006-O	Seaton Oak 94	1150x94x94	N/A
WL006-L	Seaton Larch 140	1150x140x140	N/A
WL006-O	Seaton Oak 140	1150x140x140	N/A

SOLAR STREET LIGHT



The SSL series all-in-one solar LED street light features a sleek, integrated design that suits a wide range of environments—particularly in areas with limited access to the electrical grid.

Powered entirely by solar energy, it combines its power source, charge controller, battery system, and LED board into one ultra-slim unit. This streamlined construction ensures quick installation, minimal maintenance, and enhanced protection against vandalism.

Featuring a smart light detection system, the luminaire automatically activates at dusk and deactivates at dawn. It also includes a motion sensor that enhances energy efficiency by adjusting brightness: the light operates at 30% brightness by default and increases to 100% when motion is detected, returning to 30% after one minute.

Unlike standard all-in-one (AIO) solar street lights, the SSL offers an adjustable lighting angle, allowing for broader light distribution, reduced energy waste, and improved overall performance. In comparison, most AIO lights have a fixed angle, which can result in light pollution and inefficient illumination.


Designed for regions with limited winter sunlight, such as the UK, the SSL Light is equipped with a larger solar panel and battery capacity to store more energy and maintain performance during prolonged periods of low sunlight. Its integrated all-in-one design ensures easy installation and high efficiency, making it a dependable solution for solar street lighting.

Features & Benefits

- Durable Materials & construction
- Range of power outputs
- Optimised for UK weather
- Vandal proof
- Simple to install

Product Code	Name	Dimensions (mm)	Light Source
SSL-30	Solar Street Light	1150x94x94	30w
SSL-40	Solar Street Light	1150x94x94	40w
SSL-50	Solar Street Light	1150x140x140	50w

SOLAR CAR PORTS



Sustainable Power Meets Elegant Design

Introducing the Wooden Solar Carport – a smart, eco-friendly solution that combines renewable energy with natural aesthetics. Designed for homeowners and businesses looking to reduce their carbon footprint, this carport offers more than just shelter for your vehicle.

Key Features:

Solar Panel Integration

Harness the power of the sun with high-efficiency solar panels seamlessly built into the carport roof. Generate clean energy while protecting your vehicle from the elements.

Battery Storage System

Store excess solar energy with our integrated battery system. Use it to power your home, charge your EV overnight, or keep essential appliances running during outages.

EV Charging Station

Charge your electric vehicle directly from the sun. Our built-in EV charger offers fast, reliable charging—powered by your own solar energy.

Sustainable Timber Construction


Crafted from responsibly sourced wood, the carport blends beautifully with natural surroundings while offering durability and strength.

Smart Energy Management

Monitor and optimize your energy usage with an intuitive app. Track solar generation, battery levels, and EV charging status in real time.

Whether you're looking to reduce energy bills, increase your home's value, or take a step toward energy independence, our wooden solar carport is the perfect fusion of form and function. Ready to build your future in renewable energy?

Accessories & Features



Ground Plate

Don't want to do any digging to install your bollards? Our ground mount allows you to fit the bollards to a solid surface



Crafted by Us, Built for You

Every product we create reflects a deep commitment to quality and attention to detail. We know our designs inside out—and we want you to experience that excellence for yourself. With our in-house production facility, we're able to tailor our lighting bollards to suit your individual needs. Looking for something unique? No problem. Just get in touch with one of our team members—we're here to help bring your vision to life.


PIR Sensor

Save energy by only turning on and off the bollards when motion is detected. (Not compatible with the Eco)



Sustainably Sourced, Locally Crafted

We care deeply about the environment and are committed to protecting it for future generations. That's why all of our timber is sourced from local UK mills. By using wood from windfall trees and responsibly managed forests we can ensure a lower carbon footprint.



Armourflex Ultimate

Need to refresh your bollards? Ask us about the Armourflex Ultimate treatment.

Dusk to Dawn

Automate your lighting with the dusk to dawn sensors



Uniquely Yours

Just like a fingerprint, every one of our products is subtly unique. While the size and overall design remain consistent, the natural beauty of timber means each piece carries its own distinct character. We embrace these differences—This gentle treatment allows our lighting bollards to age gracefully, maintaining their charm and durability for years to come.

